



409 Franklands Village, Haywards Heath, West Sussex, RH16 3RR
£220,000, Leasehold



409 Franklands Village, Haywards Heath, West Sussex, RH16 3RR

- Refitted kitchen
- Garage
- Double aspect living room
- Double glazed windows
- Re-wired
- Modern Bathroom
- Private garden
- Double Bedroom
- Gas boiler
- No onward chain

This attractive first floor one bedroom apartment is situated in the popular tree lined Frankland's Village that was designed by the well-known local architect, Harold Turner around the mid 1930s .

Duffy & Co in Haywards Heath are delighted to be offering this well presented first floor flat to the markets. This rarely available apartment is located in the desirable Frankland's Village development that was designed by the well-known local architect, Harold Turner in the mid 1930s.

This well presented property is close to the local village store at the top of the village and a short walk from the village hall and social club. Haywards Heath Princess Royal Hospital is approx. half a mile away and Haywards Heath town centre about 1 mile and the mainline station 1.8miles.

This spacious apartment has a good sized double aspect living room, double bedroom, refitted modern bathroom and refitted kitchen. Additionally, the property has been rewired and a new gas fed boiler installed by the current owners.

Outside there is a long shared driveway leading to a single garage with the private garden adjacent.

Due to the special nature and character of the Village it was recognised as conservation area in 1989.

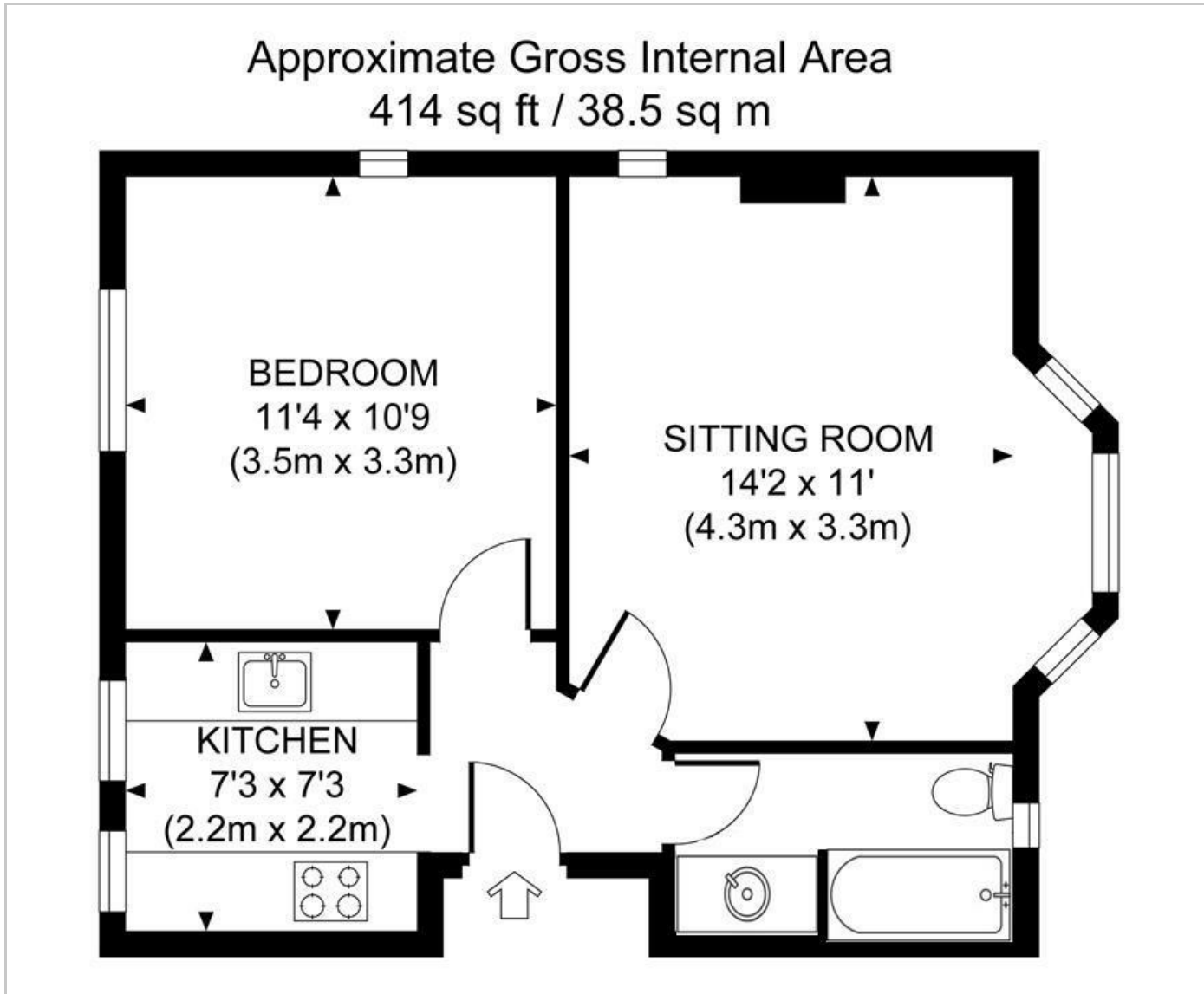
Maintenance Charge: £38.50pa (approx.)
Ground Rent: £12 pa (approx.)
Lease length: 133yrs (approx.)
Council Tax Band: B

Leasehold information obtained from Franklands Village Housing Association
01444 413771

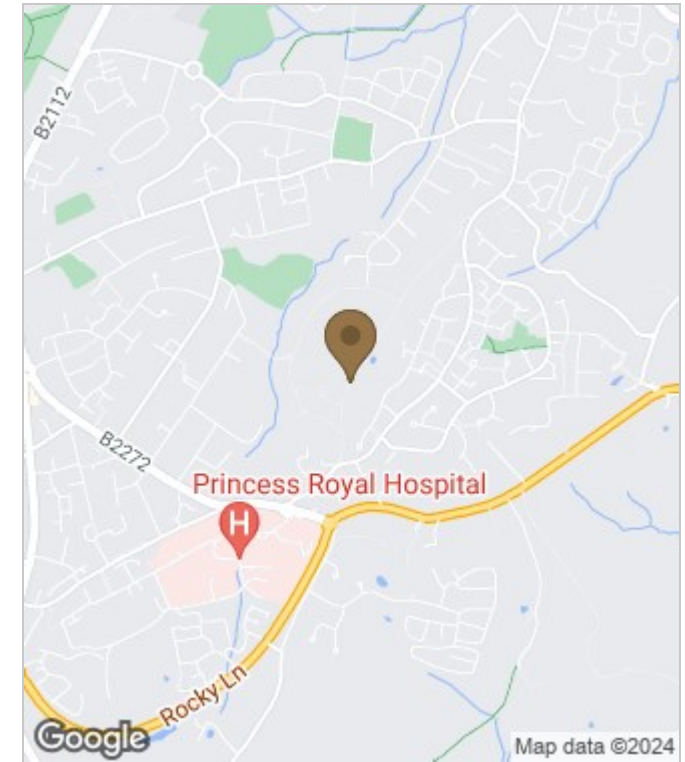
The Snow Drop Inn public house, Snowdrop Lane, Lindfield: 1.0mile approx.
Haywards Heath Station: 1.8mile approx.
Princess Royal Hospital: 0.3 mile approx.
Heyworth Primary School, New England Road: 1.2miles approx.
Northlands Wood C P School, Beech Hill: 0.5miles approx.



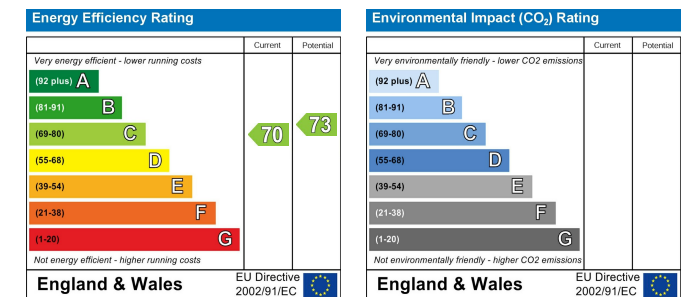
Floor Plans



Area Map



Energy Performance Graph



These particulars, whilst believed to be accurate are set out as a general outline only for guidance and do not constitute any part of an offer or contract. Intending purchasers should not rely on them as statements of representation of fact, but must satisfy themselves by inspection or otherwise as to their accuracy. No person in this firm's employment has the authority to make or give any representation or warranty in respect of the property.